

# ACCESS B5

The perfect combination of design and usability



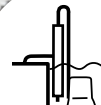
**Compact and elegant design** to reduce barriers and improve integration in the pool.



**Adaptable to all types of pools**, thanks to its anchoring arm options.



**Transportable** so that it can be shared between several pools.



**Wide swivel angle and total immersion of the seat** for easy transfer and access to the chair.

## TECHNICAL DATA

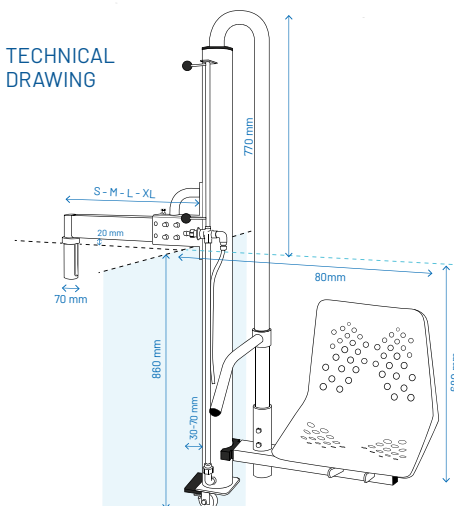
Lifting capacity:	150 Kg
Turning angle:	180°
Required pressure:	3,5 a 5 bars
Anchor arm:	200 to 1200 mm
Minimum depth:	860 mm
Material:	Inox 316L & Polypropylene
Lifting/lowering time:	40 / 30 s
Weight:	26 Kg
Dimensions:	1650x850 mm

### Anchoring arm options

S: 200-250 mm  
M: 350-400 mm  
L: 650 a 700 mm  
XL: 1200 mm max.



## TECHNICAL DRAWING



*Ideal for all types of aquatic facilities: from public swimming pools to community or private pools.*

Silla en posición dentro del agua


**ACCESS**

by **BLAUTECH** SWIMMING POOL ACCESSIBILITY EXPERTS

[www.accessiblepool.com](http://www.accessiblepool.com)

(+34) 93 595 18 36 | [access@blautech.com](mailto:access@blautech.com)

# ACCESSB5



## Designed for maximum accessibility and autonomy:



**Comfortable and safe transfer** with smooth and progressive movement always facing the water.



**Total immersion of the seat in the water** to allow exiting or accessing it by swimming (avoiding jumps or efforts to the user).



Double lever with smooth turning operation to offer **maximum autonomy to the user in and out of the water.**



**Minimal obstacles and an open angle of the seat** to facilitate transferring to the seat from outside the water.



With a **stable support bar** that is easily adjustable in height to adapt to the needs of each person.



With **optional accessories** to reinforce safety and adaptability to users.

## TECHNICAL ADVANTAGES



**Elegant design** that blends in with the pool environment.



**High lifting capacity up to 150 Kg**, certified and approved.



**With various anchoring arm sizes available** to adapt to all types of pool profiles.



**Portable and lightweight** to be shared among multiple pools.



**Easy installation.** Without requiring any work on the pool, with a single recessed anchor, the lift can be installed and moved very easily by any maintenance technician.



**Manufactured in our own** workshop in Spain with high quality and resistant materials.



Minimum maintenance and maximum guarantees with **technical assistance.**



Compact packaging for **easy transport.**