

6 FUNCTION STANDING UP HOSPITAL BED

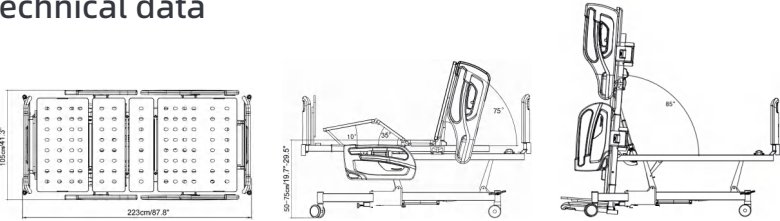
A strong, reliable and high quality six function standing up ICU hospital bed. Well featured including removable boards, removable ABS siderails, drainage bag holders, IV pole & 125mm/5" central lock castors. An ideal product for high needs patients requiring long term treatment with the standing up function allowing treatment of the nervous system with weakness, pain, muscle spasm, and for auxiliary rehabilitation purposes.



Product features

- Electric operation by patient handset & nurse control panel with integral function lockout, with standing up function, designed durable ABS safety siderails
- Mattress platform length 200cm/78.7", width 90cm/35.4"
- Height range from 50-75cm/19.7" -29.5" without displacement
- Removable head/foot board with safety lock
- Electrically operated backrest, height, knee break angle, Trendelenburg's position & standing up angle
- Manual CPR release on both sides, electrical CPR on the nurse controller
- Backrest movement one key to the angel 30° then continuous max angle to 75°
- Trendelenburg & reverse trendelenburg: 0° to ±13°. Standing up angle: 0° to +85°
- Support to the fowler's/Chair position
- The frame to the ground distance 15cm/6" easy for paitent lifting cross
- Undercarriage lights helps with the patient orientation in the room overnight
- Equipped with built in rechargeable back-up battery
- 6.5cm/2.6" protective bumpers in 4 corners. 4 drainage bag holders on both sides
- ϕ15cm/6" locking mechanism support the MAX loading weight 75KGS/165LBS adapt to lock the lifting pole and IV pole
- 4 universal castors with diameter 125mm/5". One of the castors has steering capability
- 6 reliable TIMOTION motor. Linear motors with IPX4 protection for quiet operation
- Weight capacity: 250kgs/551lbs
- Warranty: 3 years
- Safety Standards: IEC 60601-1:2005+A1:2012+A2:2020, IEC 60601-1-2:2014+A1:2020, IEC 60601-2-52: 2009+ A1:2015
- Qualification: ISO13485/ Passed MDR CE certification / Registered with the FDA in the United States
- Options: IV pole, lifting pole


Technical data



Backrest angle	Knee angle	Leg angle	Trendelenburg's position	Bed height	Standing up angle	Overall size
0-75°	0-35°	0-10°	0-±13°	50-75cm	0-85°	223x105/94cm
0-75°	0-35°	0-10°	0-±13°	19.7"-29.5"	0-85°	87.8"x41.3"/37"

Product details

1



4 corner bumpers, lifting pole & IV pole locking mechanism

2



Durable patient straps

3



Manual CPR release

4



Emergency stop button

5

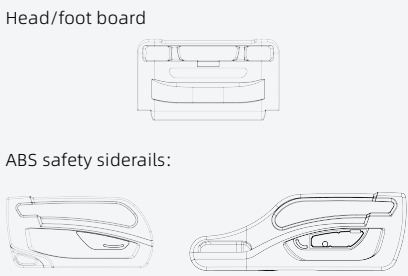


125mm/5" central locking castor


Product model

JF-D49ZL

LxWxH	223x105/94x50-75cm 87.8"x41.3"/37"x19.7"-29.5"
Mattress platform	200x90cm 78.7"x35.4"
Control mode	Electric (6 motors)
Siderails	ABS
Patient handset& Nurse control panel	External type
Bed weight	195kg/430 lbs
Applicable mattress thickness	15cm/6"



Control panels



The bed includes 15cm/6" mattress and patient straps

6 FUNCTION STANDING UP HOSPITAL BED

A strong, reliable and high quality six function standing up ICU hospital bed. Well featured including removable boards, removable ABS siderails, drainage bag holders, IV pole & 125mm/5" central lock castors. An ideal product for high needs patients requiring long term treatment with the standing up function allowing treatment of the nervous system with weakness, pain, muscle spasm, and for auxiliary rehabilitation purposes.

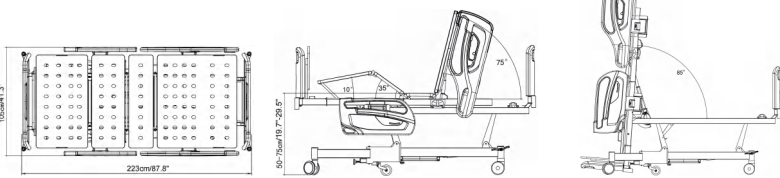


JF-D69ZL

Product features

- Electric operation by patient handset & nurse control panel with integral function lockout, with standing up function, designed durable ABS safety siderails
- Mattress platform length 200cm/78.7" , width 90cm/35.4"
- Height range from 50-75cm/19.7" -29.5" without displacement
- Removable head/foot board with safety lock
- Electrically operated backrest, height, knee break angle, Trendelenburg's position & standing up angle
- Manual CPR release on both sides, electrical CPR on the nurse controller
- Backrest movement one key to the angel 30° then continuous max angle to 75°
- Trendelenburg & reverse trendelenburg: 0° to ±12°. Standing up angle: 0° to +85°
- Support to the fowler's/Chair position
- The frame to the ground distance 15cm/6" easy for paitent lifting cross
- Undercarriage lights helps with the patient orientation in the room overnight
- Equipped with built in rechargeable back-up battery
- 6.5cm/2.6" protective bumpers in 4 corners. 6 drainage bag holders on both sides
- φ15cm/6" locking mechanism support the MAX loading weight 75KGS/165LBS adapt to lock the lifting pole and IV pole
- 125mm/5" heavy duty central locking castors
- The activated 5th wheel makes transfer through long corridors easier
- 6 reliable TIMOTION motor. Linear motors with IPX4 protection for quiet operation
- The bed includes 10cm/4" mattress and patient straps
- Weight capacity: 250kgs/551lbs
- Warranty: 3 years
- Safety Standards: IEC 60601-1:2005+A1:2012+A2:2020, IEC 60601-1-2:2014+A1:2020, IEC 60601-2-52: 2009+ A1:2015
- Qualification: ISO13485/ Passed MDR CE certification / Registered with the FDA in the United States
- Options: IV pole, lifting pole

Technical data



Backrest angle	Knee angle	Leg angle	Trendelenburg's position	Bed height	Standing up angle	Overall size
0-75°	0-35°	0-10°	0-±12°	50-75cm	0-85°	223x105/94cm
0-75°	0-35°	0-10°	0-±12°	19.7"-29.5"	0-85°	87.8"x41.3"/37"

Product details

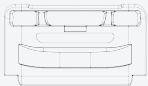


Product model

JF-D69ZL

LxWxH	223x105/94x50-75cm 87.8"x41.3"/37"x19.7"-29.5"
Mattress platform	200x90cm 78.7"x35.4"
Control mode	Electric (6 motors)
Siderails	ABS
Patient handset& Nurse control panel	External type
5th wheel	125mm/5"
Bed weight	195kg/430 lbs
Applicable mattress thickness	15cm/6"

Head/foot board



ABS safety siderails:



Control panels

